




# Myo/One

## Fitting a myoelectric device has never been easier.

The dual-site Myo/One Electrode System replaces cables, dummies, sealing rings and multiple devices with one simple cable.

Myo/One was developed in partnership with Coapt to produce a streamlined, waterproof system that can reduce hours of trial and error into a couple quick minutes.



## Coapt ControlSeal™ or Snap Electrodes

Myo/One is available with either Coapt's new ControlSeal™ Electrode Domes for socket installations or Fillauer snap electrodes for use with prosthetic liners. This gives clinicians the versatility to fit any patient presentation.

## Built-in Pre-Amp

All signals are filtered and amplified by a single, small (1 × 5/8 × 1/4 in.), sealed Bluetooth device. No more holes in the socket to access signal amplification. No more sweat damage to the electrode.


## Universal 3-Pin or Utah Arm Connectors

Compatible with almost all dual-site myoelectric devices.

*Fillauer*®

### Myo/One with Coapt ControlSeal™


The new ControlSeal™ Electrode Domes from Coapt simplify fittings with patent-pending Triple Sealing Technology and signal-insulating installation caps. Remote electrode installation with a simple screw-together design can be performed in a matter of seconds whether it is a diagnostic socket or a definitive device.



Terminals	Application	Socket Thickness	Cable Length	Product Number
ControlSeal™ Electrode Domes	Standard	1.9 – 5.5 mm	10 in. (25.4 cm)	<b>5010149</b>
ControlSeal™ Electrode Domes	Utah Arm Standard	1.9 – 5.5 mm	10 in. (25.4 cm)	<b>5010153</b>
ControlSeal™ Electrode Domes	Long	1.9 – 5.5 mm	18 in. (45.7 cm)	<b>5010150</b>
ControlSeal™ Electrode Domes	Utah Arm Long	1.9 – 5.5 mm	18 in. (45.7 cm)	<b>5010154</b>

### Replacement ControlSeal™ Domes

Description	Size	Quantity	Product Number
ControlSeal™ Domes with Hardware & Tool	Standard	6 ea	<b>1705002</b>
ControlSeal™ Domes with Hardware & Tool	Large	6 ea	<b>1705003</b>
ControlSeal™ Dome	Large	1 ea	<b>1705001</b>



### Myo/One with Snap Electrodes

For wearers that utilize roll on liners, Motion Control Snap Electrodes are back! Snap Electrodes are affixed to the liner, it is rolled on the limb and the electrode cables are simply snapped into place. Doffing the prosthesis is simply the process in reverse.

Terminals	Application	Liner Thickness	Cable Length	Product Number
Snap Electrodes	Standard	3 mm	18 in. (45.7 cm)	<b>5010151</b>
Snap Electrodes	Utah Arm	3 mm	18 in. (45.7 cm)	<b>5010155</b>
Snap Electrodes	Standard	6 mm	18 in. (45.7 cm)	<b>5010152</b>
Snap Electrodes	Utah Arm	6 mm	18 in. (45.7 cm)	<b>5010156</b>

### Replacement Snap Electrodes

Liner Thickness	Quantity	Product Number
6 mm	6 ea	<b>3010762</b>
3 mm	6 ea	<b>3010426</b>

**Fillauer**®

**Motion Control, Inc.**  
A Fillauer Company

115 N. Wright Brothers Drive  
Salt Lake City, UT 84116  
801.326.3434